



Washington

2023-2024 Student Survey
Fall 2023

Summary

Topic Description

Results

Comparison

Academic preparation

88

Academic p

School Climate

Your average

74%

323 responses

District average: 77% Washington Elementary School District



School Safety

Your average

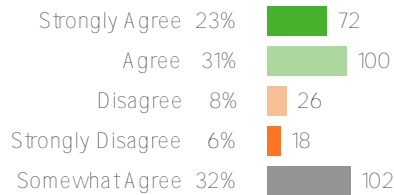
70%

323 responses

District average: 70% Washington Elementary School District

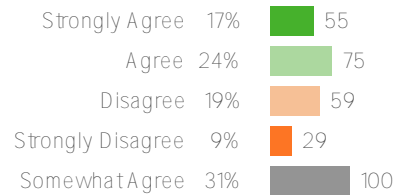
How did people respond?

Q.1: Students in my school can disagree with each other without using physical contact.



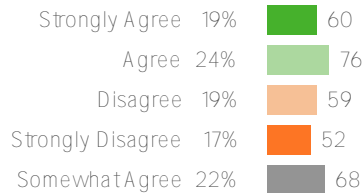
Favorable: 80%

Q.2: Students in my school do not bully other students.



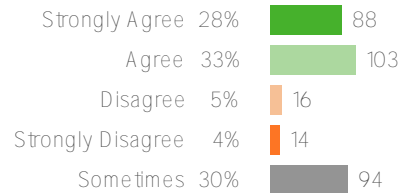
Favorable: 60%

Q.3: I do not worry about my physical safety while at school.



Favorable: 55%

Q.4: If a student is bullied in school, they know how to get help.



Favorable: 86%

School operations

Your average

74%

323 responses

District average: 75% Washington Elementary School District

How did people respond?

Q.1: The restrooms in my school are clean and safe for me to use.

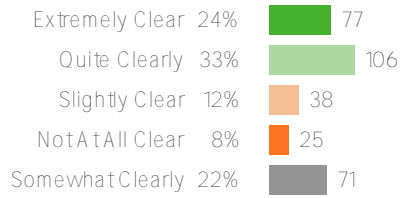
Strongly Agree 14%

Favorable: 49%

Self-Management

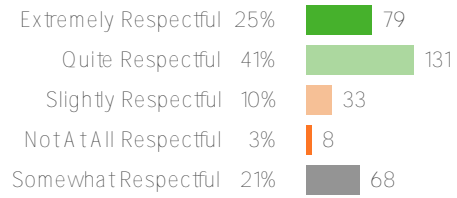


Q.5: How clearly are you able to name and understand your feelings?



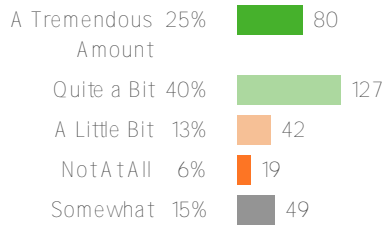
Favorable: 74%

Q.6: When others disagree with you, how respectful are you of their views?



Favorable: 84%

Q.7: To what extent are you able to stand up for yourself without judging others?



Favorable: 77%

Student Engagement

Your average

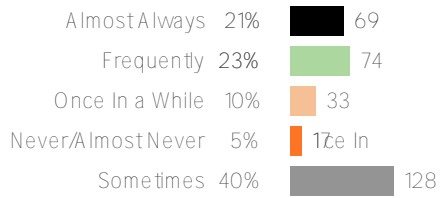
67%

323 responses

District average: 59% Washington Elementary School District

How did people respond?

Q.1: How often do you get so focused on activities in your classes that you lose track of time?



Favorable: 74%

Favorable: 60

Supportive Relationships

